



Projects Seminar 2016 – Bern (Switzerland)

Program & Practical Information

 Locations	 Dates
SNSF Wildhainweg, 3012 Bern	27 & 28 April 2016
University of Bern: UniS building Schanzeneckstrasse 1, 3012 Bern	29 April 2016
Web : http://www.chistera.eu/projects-seminar-2016	

Purpose and concept

The CHIST-ERA Projects Seminar 2016 brings together researchers involved in the ongoing CHIST-ERA projects and representatives of the research funding organisations. The main objective is to promote exchanges between the projects and to facilitate the follow-up of the projects by the funders and the review experts. In this context, the objectives of the seminar are:

- Remind the project partners of the broader CHIST-ERA picture, including the follow-up process and objectives;
- Exchange impressions about the funded projects, meet in person and listen to the researchers presenting their projects;
- Strengthen the scientific communities working in the topics of the CHIST-ERA calls and support effort toward new collaborative and interdisciplinary research.

As a further objective, the seminar contributes to the long-term assessment of CHIST-ERA calls and the shaping of CHIST-ERA in the long-run.

Contact information of the organizers:

Dr Georges Klein
Scientific officer
+41 31 308 21 68
[georges.klein\(at\)snf.ch](mailto:georges.klein(at)snf.ch)

Nathalie Spiess
Administration/organization
+41 31 308 23 23
[nathalie.spiess\(at\)snf.ch](mailto:nathalie.spiess(at)snf.ch)

Program

	Wednesday, April 27 th Day 0	Thursday, April 28 th Day 1: Per Topic	Friday, April 29 th Day 2: Cross Topics	
08:00		Registration Room 21	Registration Room A003, UniS	
08:30		Presentation of CHIST-ERA Room 21	Introduction Room A003, UniS	
09:00	Optional project meetings ‡	Parallel Session I: Project presentations and discussions Rooms: see next page	Plenary Session I Room A003, UniS	D2K
09:30				IUI
10:00				G-ICT
10:30			Coffee break	
11:00		Coffee break	Plenary Session II Room A003, UniS	RTCPs
11:30		Plenary Demo & Poster Session Room 56		AMCE
12:00			Lunch break	
12:30				
13:00		Lunch break Demo & poster session continues in Room 56	Plenary Session III Room A003, UniS	C3N
13:30				HDC
14:00		Parallel Session II: Discussion on past and future challenges in each topic Rooms: see next page		HLU
14:30			Final Discussion End of day 2, end of meeting	
15:00			Follow-up expert group meeting* Room 21	Optional project meetings ‡
15:30		Coffee break		
16:00		Parallel Session III: Preparation of plenary presentations		
16:30	Rooms: see next page	Optional project meetings ‡		
17:00	Follow-up expert group meeting* Room 21			
-				
18:00				
18:30	End of day 0	Networking dinner		
-				
22:00				

* For research funding organizations and review experts only.

‡ Please refer to the organizers' email concerning the schedule and the rooms. All meeting rooms are fully booked.



Format of the Projects Seminar

The core program of the Projects Seminar is divided in 2 days; see the program on the previous page.

- **Day 1** (Thursday, April 28th): **Per Topic**
 - Parallel Sessions with topic-specific presentations, discussions and preparation of the plenary presentation
 - Plenary Demo & Poster Session
- **Day 2** (Friday, April 29th): **Cross Topics**
 - Plenary Sessions with one joint presentation per topic

Parallel Sessions

The parallel sessions are organized by topics or groups of topics to foster exchange of ideas and collaborations among CHIST-ERA projects in the same topic. The final goal is to compile a joint presentation for the Plenary Session.

- **Parallel Session I:** Presentation of each project in the group; see detailed instructions for presentations in Parallel Session I on the next page.
- **Parallel Session II:** Following Session I and the Demo & Poster Session, delegates discuss about past and future challenges, future needs, possible synergies, roadmaps, etc., in their topic.
- **Parallel Session III:** Preparation of the joint plenary presentation summarizing the outcome of Sessions I & II.

Delegates will be guided through the parallel sessions by representatives of the funding organizations.

Rooms: Parallel Sessions I-III on Thursday, April 28th Day I: Per Topic

Room 56	Room 21	Room 66	Room 67	Room 68	Room 7
D2K CAMOMILE MUCKE READERS REFRAME uComp ViSen IUI eGlasses IMOTION JOKER	RTCPS COPES DYPOSIT I-DRESS SECODE AMCE AdaLab ALOOF COACHES	C3N CONCERT DISEDAN MACACO	HDC DIONASYS DIVIDEND HPDCJ	HLU AMIS ATLANTIS IGLU M2CR MUSTER ReGROUND	G-ICT E-CROPS GEMSCLAIM SMARTER STAR

The locations of the rooms can be found on MAP 2 at the end of this document.



Plenary Demo & Poster Session

After the formal project presentations in *Parallel Session I*, there will be an interactive demo & poster session. This is an opportunity for delegates to explain or discover ongoing CHIST-ERA projects from a more practical point of view. Further detailed instructions are provided on the next page.

Plenary Session

There will be one joint presentation per topic, prepared during *Parallel Session III*, about the big picture of the major achievements and upcoming challenges in each topic; see the detailed instructions for presentations in the Plenary Session on the next page.

Practicalities

Instructions for presentations in Parallel Session I

The contents of the presentations of each project (about 15 min), to be prepared in advance, include

- Scientific background
- Key challenges and potential impact of the project
- Presentation of each partner of the consortium with their specificity and added value
- Main scientific results, dissemination and other output
- Sustainability/Valorisation

Instructions for presenters of a demo or a poster

Delegates are encouraged to prepare an interactive demo in relation with their project. The demos will be presented in one room and in parallel during the *Plenary Demo & Poster Session*; see the program. Power supply and desks will be available, but delegates need to bring their own hardware (laptops, data storage, etc.). Please contact the seminar organizers if you have any further questions or needs.

The projects which are not ready to present a demo can bring a poster instead, which will be displayed in the room where the demo session takes place. Posters accompanying demos are welcome as well.

Instructions for presentations in the Plenary Session

There will be one joint presentation for each topic (up to 20 min), to be prepared during *Parallel Session III*. The contents shall cover

- a short introduction into the topic or the projects
- the big picture of the major achievements and output
- upcoming challenges and needs
- a possible roadmap

Delegates are encouraged to prepare or think about possible contents for the joint plenary presentation in advance.



Location of seminar, networking dinner, accommodation

Seminar venue: Bern, Swiss National Science Foundation (SNSF)

The seminar takes place in Bern, Switzerland, at the SNSF (day 1) and the University of Bern (day 2); see MAP 1 and MAP 2 below with the locations of the rooms. The meeting is organized by the Swiss National Science Foundation ([SNSF](#)), a CHIST-ERA partner.

Bern is the capital of Switzerland. The population of the city is roughly 140,000 and Bern is the fourth most populous city in Switzerland. The center of the city is surrounded by the river Aare and its historic old town became a UNESCO World Heritage Site in 1983.

How to reach Bern and the seminar at the SNSF

- **By plane to Switzerland and by train to Bern:**

All 3 major Swiss airports (Zurich, Geneva or EuroAirport) are within 1h15 to 2h by train from Bern. The train timetable for national trains within Switzerland can be found [here](#).

- **Within the city of Bern:**

Leave the train station in Bern via the "Welle" pedestrian overpass above Platforms 1–13; see MAP 1 below. As soon as you have negotiated the two flights of stairs, turn left and follow the large train tracks of the train station along Stadtbachstrasse. After about 300 m, Wildhainweg branches off to the right. Walking time: 5 minutes. See MAP 3 for further information on local public transportation.

- **By car:**

Leave the A1 Zurich–Lausanne–Geneva motorway at the Bern Forsthaus exit and continue on straight until you reach the Insel Spital parking, on your left. Immediately after, turn left, cross the red bridge, and turn right into Stadtbachstrasse. After about 300 m, Wildhainweg branches off up a steep street to your left. A very limited number of parking spaces is available.

Networking Dinner

A networking dinner will take place at the [Kursaal Bern](#) on the evening of Thursday 28th from 18h30 till 22h00. See MAP 4 below for the itinerary from the SNSF to the Kursaal.

Accommodation:

CHIST-ERA meeting attendees are invited to book their accommodation on their own. Several hotels are located nearby or easily reachable with the public transports; see MAP 3 below. We suggest some options:

- **Hotels with special fixed rates** (please contact the organizers to get the keyword, which you need to provide during booking to benefit from the special rates):

- [Hotel Arabelle](#)

- Standard Single room (1 person): CHF 130.—per night/per person incl. breakfast
- Standard Double room (1 person): CHF 145.—per night/per person incl. breakfast
- Standard Double room (2 persons): CHF 180.—per night/per room incl. breakfast

- [Hotel Ador](#)

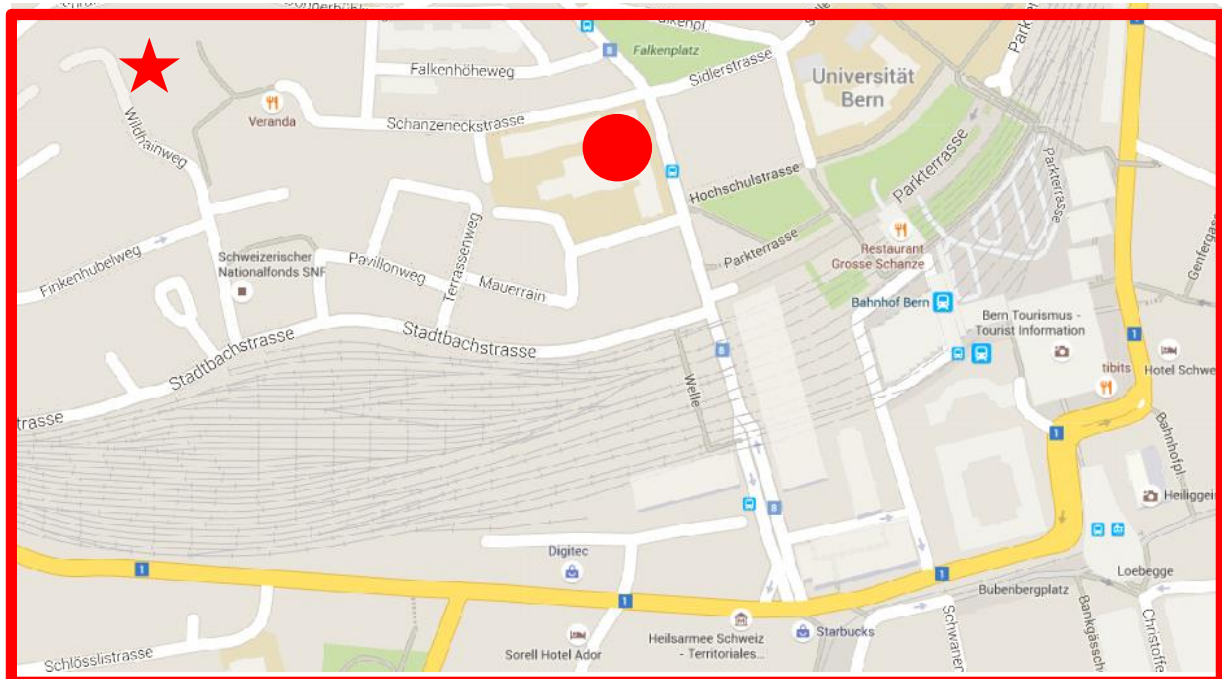
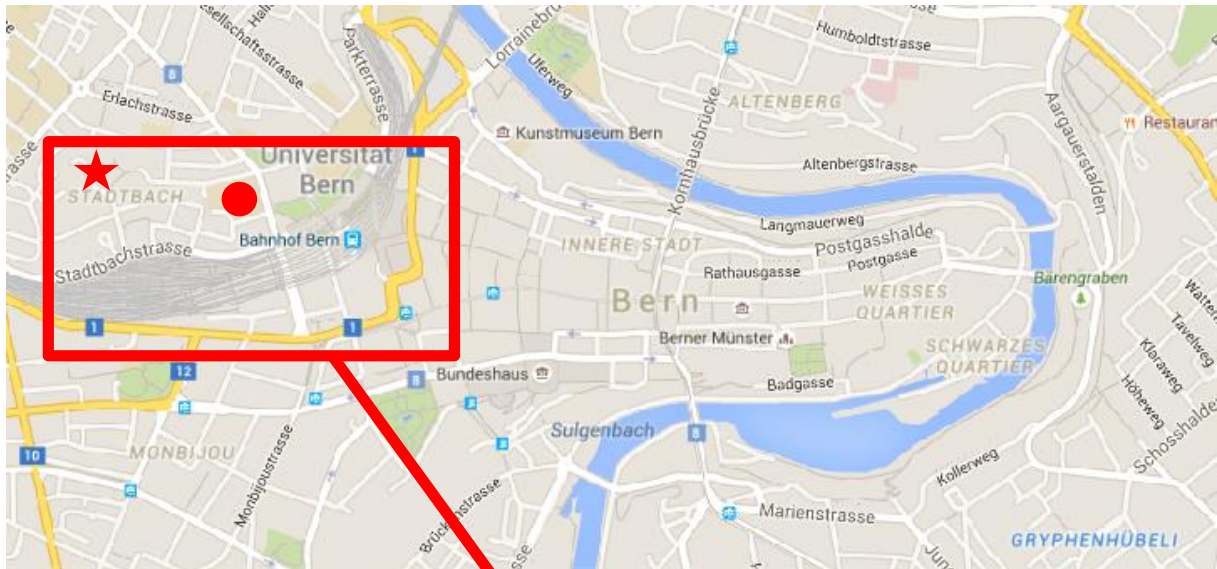
- Standard Single room (1 person): CHF 150.—per night/per person incl. breakfast
- Standard Double room (1 person): CHF 180.—per night/per person incl. breakfast
- Standard Double room (2 persons): CHF 205.—per night/per room incl. breakfast

- **Further hotels:**

- [Hotel ibis budget Bern Expo](#) (as from CHF 109.—per night/per person)
- [Hotel ibis Bern Expo](#) (as from CHF 152.—per night/per person)
- [Hotel Novotel Bern Expo](#) (as from CHF 169.—per night/per person)
- [City hotel Metropole Bern](#) (as from CHF 175.—per night/per person)
- [Hotel City am Bahnhof](#) (as from CHF 180.—per night/per person)
- [Holiday Inn Bern – Westside](#) (as from CHF 187.—per night/per person)
- [Hotel Bern](#) (as from CHF 235.—per night/per person)

For further information, you may also contact the [Bern tourist office](#).

MAP I: Bern – Train station and City Center



★ SNSF: Rooms 7, 21, 56, 66, 67 and 68

● UniS: Room A003
entrance: Schanzeneckstrasse



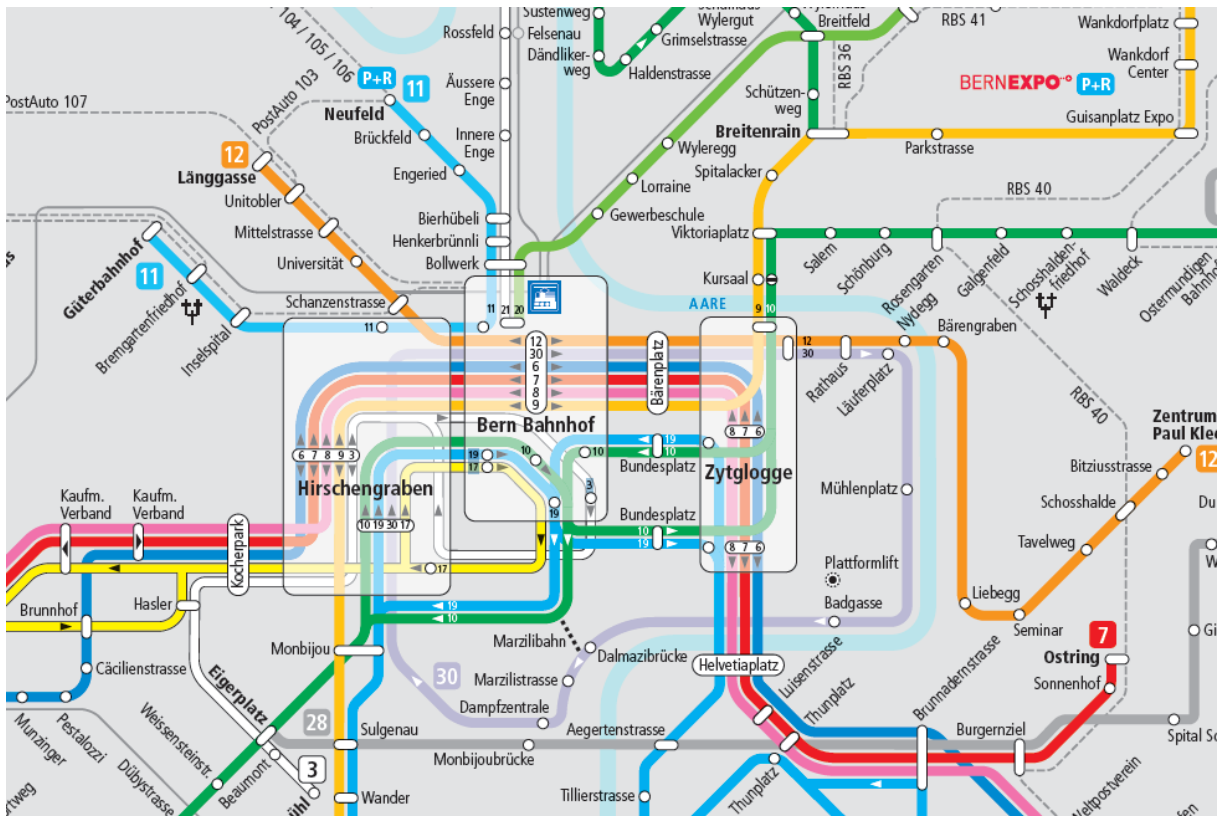
chist-era

MAP 2: SNSF Buildings



Meeting rooms:	56 / 21	address: Wildhainweg 21
	66 / 67 / 68	address: Wildhainweg 21b
	7	address: Wildhainweg 7

MAP 3: Bern – Public transportation



Please click on the map or [here](#) to download it.

For further information on local public transportation, visit [bernmobil](#).

MAP 4: Itinerary SNSF – Kursaal

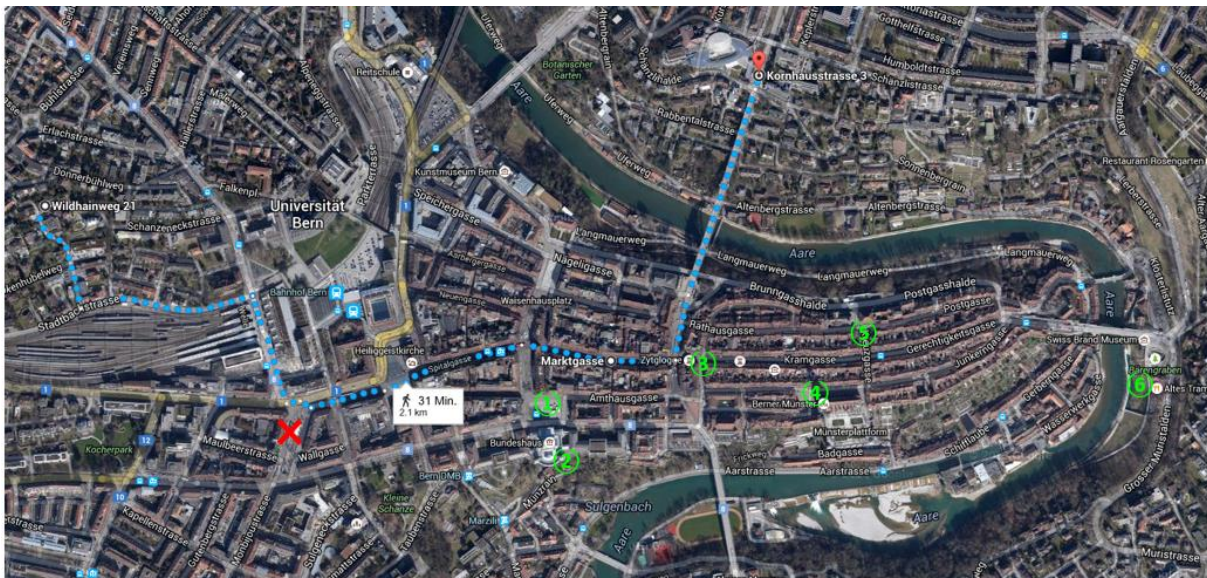
The Kursaal is located close to the city centre, at Kornhausstrasse 3, 3000 Bern

By tram

Take the tram Nr 9 at the stop “Hirschengraben” (X on the map) in direction “Wankdorf Bahnhof”. Get off the tram after approximately 5 minutes at the stop “Kursaal”. Don’t forget to buy a ticket.

On foot

The Kursaal is a 30-minutes walk away from the SNSF; see the map below.



Attractions in the city center of Bern



① House of Parliament
+ Square (Bundeshaus)

② Terrasse



③ Clock Tower (Zytglogge)



④ Cathedral of Bern (Münster)



⑤ Town Hall (Rathaus)



⑥ BearPark
(Bärengaben)